

# How to insert Youtube/HTML5 video in item description

Item ID: 708 | Page: 5/5 , 1 | Date: Mon, Apr 19, 2021 10:34 AM

How to insert Youtube/HTML5 video

in item description

1. [Difference between eBay-hosted video & Youtube video & HTML5 video](#)
2. [Insert Youtube video](#)
3. [Insert HTML5 video](#)

1. What's the difference between eBay-hosted video & Youtube Video & HTML5 video?

## **eBay video :**

The videos are uploaded directly to eBay's server, they are connected to your eBay account and cannot be used outside eBay. They will be displayed in the second position in Photo Gallery. eBay does not provide method to display them in descriptions.

## **Youtube video :**

Youtube is a platform for video streaming and sharing, it does not provide a video source that can be played directly, sellers can only use the video page URL in listing descriptions, either as standalone links or as links on pictures.

## **HTML5 video :**

Sellers can upload videos to video hosting platforms like Kizoa and get a video source that can be played directly, then use HTML5 video tag to insert a video block in listing description, these videos can be played in descriptions directly.

\* For adding eBay-hosted videos, please refer to [this tutorial](#)

2. Insert Youtube video

According to eBay's requirement, sellers cannot include links that will lead buyers to websites other than

eBay, but there are some exceptional cases, like inserting product introduction or installation tutorial videos, or links related to some legal information.

Youtube link is allowed in this case, and sellers can add Yoube link in SoldEazy.

\* "Youtube link" here refers to a URL that points to a specific Youtube page.

\* iframe is considered as active content on eBay, and is banned since 2017, please do not use iframe to insert Youtube video.

Reference:

<https://www.ebay.com/help/policies/listing-policies/links-policy?id=4248>

## There are 2 ways to insert Youtube video link:

First: insert only in one listing

1. Go to datasheet, click edit, go to Photo and find the column "Poster", insert a Youtube link here

储存并送检 储存 重新设定 返回

1 刊登基本资料  产品及价钱 3 付运及条款  产品描述  产品图片  进阶设定 R.ID: 648982

产品图片

提示: 我们推荐上传至少2张长边为800 - 1600像素的图片 (高或宽)。

Gallery图片(G图)\*

Gallery Path:

模板内产品图片:



Product Path:

图片名称生成器  图片总数

Product Path:

与产品相关的模板  点击后的转载URL:

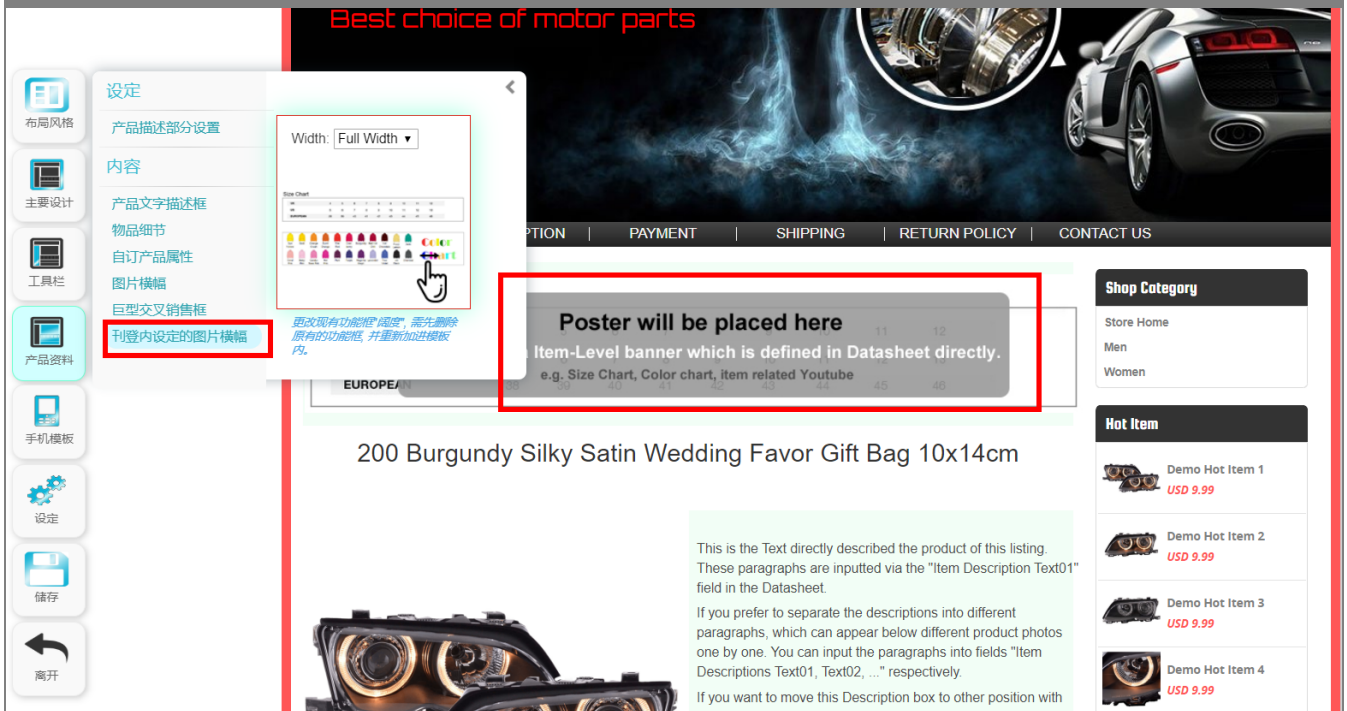
Poster Path:

G图 刊登内设定的图片模板

2. Go to the template that this datasheet is using, insert a module called "poster", then synchronize datasheet to eBay.

\* Other listings that are using this template will not be affected since you did not include "Poster link" in datasheet



Second way: insert Youtube link in template and apply to all datasheets

Go to template, click "Body", choose "picture banner" and drag to template, click the inserted module to set thumb photo and URL to go to.

Best choice of motor parts

SETTING | PAYMENT | SHIPPING | RETURN POLICY | CONTACT US

Shop Category  
Store Home  
Men  
Women

Hot Item  
Demo Hot Item 1  
USD 9.99  
Demo Hot Item 2  
USD 9.99  
Demo Hot Item 3  
USD 9.99

happy Mothers' Day

200 Burgundy Silky Satin Wedding Favor Gift Bag 10x14cm

This is the Text directly described the product of this listing.  
These paragraphs are inputted via the "Item Description Text01"  
field in the Datasheet.

更文现有功能程"宽度", 需先删除  
原有的功能程, 并重新添加模板  
内。

Width: Full Width

功能框位置: Above Product Photo  
方格宽度: Full Width

设置

布局风格  
主要设计  
工具栏  
产品资料  
手机模板  
设置  
储存




设定  
产品描述部分设置  
内容  
产品文字描述框  
物品细节  
自订产品属性  
图片横幅  
巨型交叉销售框  
刊登内设定的图片横幅


motor parts

ION | PAYMENT | SHIPPING | RETURN POLICY | CONT

Picture details

Click here to ADD a new picture

Pic.Src.URL    

Target.URL  

Confirm Cancel

Here is an example of case 2

# HOLIDAY



# DEAL

 **Up to 80% off**

## Shop Category

Store Home

\*\* Happy Holiday Deals \*\*

Lightning Deal (up to 80% off)

\*\*Epic Deal for Holiday Wigs\*\*

Cell Phones Accessories

◆ Cell Phone Battery Case

◆ Cell Phone Cables & Adapters

◆ Cell Phone Cases, Cover & Skin

◆ Cell Phone Mounts & Holders

Consumer Electronics

◆ Wireless Headset

◆ Wireless Speaker

◆ Smart Watches & Bracelet

◆ Video & Audio Converter

◆ Other Consumer Electronics

Vehicle Electronics

◆ Car DVR, GPS & Audio

◆ Car Charger & FM Transmitter

◆ Car Mounts & Holders




4" HD 1080P 3 Lens Car DVR Dash Cam Vehicle Video Recorder Rearview Camera 170



### 3. Insert HTML5 video

User may use the "description text01" to "text10" editors to add HTML5 videos. Please click to enter "source code" mode and input <video> tag

修改產品描述

 原始碼

```
<p>  
<video controls="" src="https://ugc.kizoa.app/kgral/f21957586_7365217.mp4">&nbsp;</video>  
</p>
```

In general, there are two ways to write a <video> tag

1.

```
<video controls="" src=" https://ugc.kizoa.app/kgra1/f21957586_7365217.mp4 ">&nbsp;</video>
```

2.

```
<video controls="">
```

```
<source src=" https://ugc.kizoa.app/kgra1/f21957586_7365217.mp4 " type="video/mp4">
```

```
</video>
```

Although eBay recommended the second format, it is not supported in SoldEasy, so please use the first format to write HTML codes.

\* If you want to insert HTML5 video tag, you have to make sure the video link is pointing directly to the video source, rather than to a web page. If your link is Youtube or Vimeo link, you may not use HTML5 video tag to insert.

\*\*\*Fin\*\*\*

//

???: Holistic Tech - Fri, Mar 20, 2020 12:12 PM. ?????? 5632 ?

??URL: <https://www.soldeazy.com/support/article.php?id=708>