

PayPal

ID: 897 | : | : Thu, Sep 9, 2021 3:08 PM

PayPal

1. PayPal
 1. PayPal
 2. app
 3. SoldEazyapp
- 2.

* PayPal business

1. PayPal

1) PayPal

https://developer.paypal.com " Log into Dashboard "

PayPal Developer Docs APIs Support Search

Log into Dashboard

Explore our payment products and solutions

Checkout Help increase sales with Smart Payment Buttons.	PayPal Commerce Platform Get our global, end-to-end payment solutions and technologies for marketplaces, e-commerce solution providers, and more.	Subscriptions Get paid consistently with a subscription plan.
Payouts Send money to many recipients at the same time.	Invoicing Get paid fast when you send professional, customizable invoices from any device.	Accept card payments Get paid by credit card on the web, in your app, or in person. See our payment options.

See all docs

Get the Smart Payment Buttons code

PayPal
PayPal CREDIT
VISA Mastercard AMEX DISCOVER
Powered by PayPal

2) REST API app

Navigation: My Apps & Credentials > REST API apps > Create App

PayPal Developer Docs APIs Support Search

DASHBOARD

My Apps & Credentials

My Account

SANDBOX

Accounts

Notifications

REST API apps

Create an app to receive REST API credentials for testing and live transactions.

Note: Features available for live transactions are listed in your [account eligibility](#)

Create App

Steps: "Create app" (using "Sandbox developer account", PayPal e-mail)

PayPal Developer Docs APIs Support Search

DASHBOARD

My Apps & Credentials

My Account

SANDBOX

Accounts

Notifications

API Calls

IPN Simulator

Webhooks Events

MOCK

Webhooks Simulator

Credit Card Generator

Negative Testing

Create New App

Create an app to receive REST API credentials for testing and live transactions.

Application Details

App Name

SoldEazy app

Sandbox developer account

Do not touch

As a reminder, all apps created under your account should be related to your business and the type of business it conducts.

By clicking the button below, you agree to [PayPal Developer Agreement](#).

Create App

Step 1: "Create App" (using "Sandbox developer account").

Step 2: "LIVE" (using "SoldEazy app")



First of all, click the "Live" button

SoldEazy app

Sandbox **Live**

App display name: SoldEazy app 


LIVE API CREDENTIALS


Note that not all features are available for live transactions. Features available for live transactions are listed in your **account eligibility**.

"LIVE APP SETTINGS"

App feature options

- Accept payments** Enable one-time and subscription payments. [Advanced options](#)
- Invoicing** Issue invoices for payments owed, manage partial balances due, and enable custom net payment terms.
- Payouts** Send batch payments to multiple PayPal accounts at once. You can vary the amount by recipient and select if you'd like it delivered by phone number or email.
- Customer Disputes** Use the PayPal Disputes API to list disputes, provide evidence, accept claims, show dispute details, and appeal disputes.
- PayPal Here** Process swiped/card-present card transactions.
- Log in with PayPal** Identity service that enables your customers to login with their PayPal login.
- Transaction Search** Access your PayPal transaction history.

* 


* 

3) SoldEazy app

"Client ID" "Show"

SoldEazy app

Sandbox Live

App display name: SoldEazy app 

LIVE API CREDENTIALS

Note that not all features are available for live transactions. Features available for live transactions are listed in your **account eligibility**.

PayPal account:

Client ID:

Secret:
[Show](#)

PayPal account, Client ID, Secret

SoldEazy app

Sandbox

Live

App display name: SoldEazy app 

LIVE API CREDENTIALS

Note that not all features are available for live transactions. Features available for live transactions are listed in your **account eligibility**.

PayPal account:

[Redacted]

Client ID:

Copy

[Redacted]

Secret:

[Hide](#)

Note: There can only be a maximum of two client-secrets. These client-secrets can either be in "Enabled" status or "Disabled" status.

Created	Secret	Status	Action
Oct 23, 2018	[Redacted]	Enabled	

[Generate New Secret](#)

銷售渠道

收付款渠道

?? <??????????> ??? <PayPal>

創造一個付款渠道 +

Channel Account Type



???PayPal?????SoldEazy???????

Field Name	Field Value
PayPal account	<input type="text"/>
Client ID	<input type="text"/>
Secret	<input type="text"/>

Save Back

?????????PayPal?????????????????

25			3 筆記錄	< 上一頁	1	下一頁 >
	付款渠道類型	PayPal account				
	PayPal	sample@sample.com				
25			3 筆記錄	< 上一頁	1	下一頁 >

2. 2222

I.

Q: 222222PayPal2222222222222222LIVE2222PayPal22 "Upgrade account", 222222?

My apps & credentials

Sandbox **Live**

i Your current account is limited. In order to process live transactions, we'll need some more information from you. [Upgrade account](#)

A: 2222PayPal2222222222222222222222222222LIVE22.

My Account

Current account type: Personal

You may need to provide additional information to access some PayPal features.

Capabilities	Developer Account	Personal Account	Business Account
Access to Sandbox Integrate and test code in PayPal's testing environment	✓	✓	✓
Move money Shop online or send and receive personal payments		✓	✓
Go live Manage live apps and process live transactions			✓
			Upgrade ↗

Fin

//

📅 : Holistic Tech - Thu, Sep 9, 2021 12:10 PM. 🕒 1950 📍

🔗 URL: <https://www.soldeazy.com/support/article.php?id=897>