

Link up Amazon account in SoldEazy

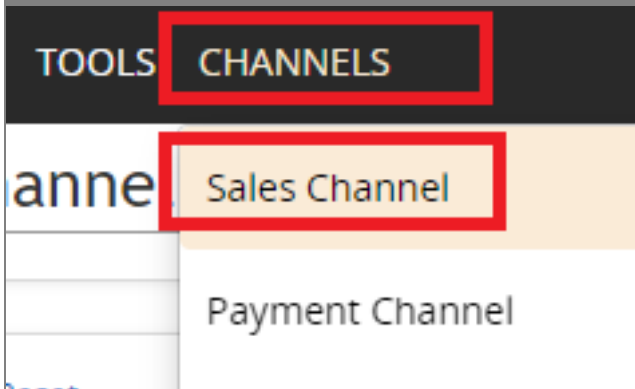
??ID??: 931 | ??: ??? | ????: Fri, Jan 14, 2022 3:54 PM

Link up Amazon account in SoldEazy

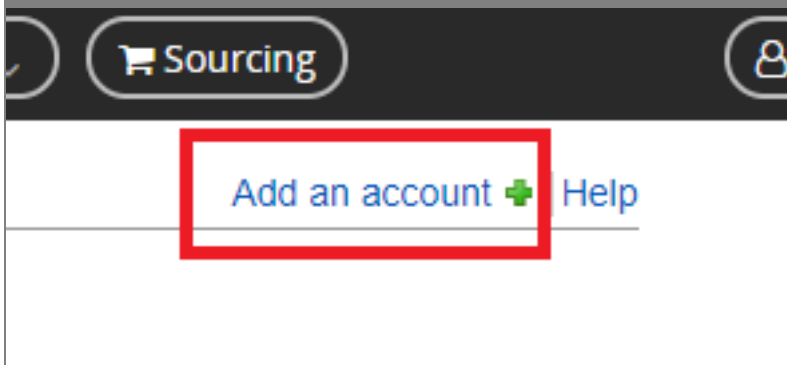
1. Link up Amazon account
2. Do operations on SoldEazy lead to associations of different Amazon accounts?

1. link up Amazon account

Go to Channels > Sales Channel



Click <Add an account>, choose <Amazon> in channel type



Channel Account Type

ebay

DropShip

wish

amazon

Input a short name that you want to use to refer to your Amazon account, and choose the Amazon Marketplace that this account belongs to, then click <Save>

Field Name	Field Value
Shop Initial	AMZ01
An alias name for your store	
Amazon Marketplace	US

Save Back

Then the page will be redirected to Amazon


If you have already logged in to the account that you want to link up, simply click your name

amazon seller central

切換帳戶

登出

 [Redacted Name]
[Redacted Email]@.com

 新增帳戶

Or if you haven't logged in, please log in to the account you want to link up.

Sign-In

Email or mobile phone number

Password

[Forgot your password?](#)

By continuing, you agree to Amazon's [Conditions of Use](#) and [Privacy Notice](#).

[Keep me signed in.](#) [Details](#) ▾

Then Amazon will ask you to grant the following access rights to SoldEazy

SellingToolSE requires access to view and edit the following data related to your Seller Partner account:

Selling Partner Insights ⓘ

Amazon Fulfillment ⓘ

Pricing ⓘ

Finance and Accounting ⓘ

Product Listing ⓘ

Inventory and Order Tracking ⓘ

Buyer Solicitation ⓘ

Buyer Communication ⓘ

Note: Authorizing an application gives an application the ability to view or edit information about your Amazon business and take action on your Selling Partner account.

Note: Any use of your data by SellingToolSE is subject to SellingToolSE's own terms of use and privacy notice. SellingToolSE may share information with other parties or applications. For more information, please refer to SellingToolSE's terms of use or privacy notice. You can review and change your authorizations at any time from the

[Manage your Apps page](#)

I direct Amazon to provide SellingToolSE access to my Selling Partner account and related data. I am responsible for any actions taken by the application.

Once you confirm, SellingToolSE will be authorized to access selling data on your behalf.



Cancel

Confirm

Please check the agree box and click <Confirm>, then the page will be redirected back to SoldEazy and show a message of success

Sales Channel

[Add an account](#)  [Help](#)

 Amazon selling partner token granted successfully 

Channel Type Channel Name

Amazon account link-up is now complete, please wait for the system to import your existing listings.




2. Do operations on SoldEazy lead to associations of different Amazon accounts?

I. Operating multiple accounts on SoldEazy DOES NOT lead to the association of different accounts

II. Amazon only records your IP in the link up process. Please use different computers/ network to link up Amazon to SoldEazy.

Fin

//

 : Holistic Tech - Fri, Dec 17, 2021 4:41 PM.  1913 

 URL: <https://www.soldeazy.com/support/article.php?id=931>